



UNIVERSITY OF
CAMBRIDGE

Department of Computer
Science and Technology

Automating representation change across domains for reasoning

Aaron Stockdill

Mateja Jamnik

Daniel Raggi

Peter Cheng

Grecia Garcia Garcia

Holly Sutherland



UNIVERSITY OF
CAMBRIDGE

Department of Computer
Science and Technology

Automating representation change across domains for reasoning

Aaron Stockdill *

Mateja Jamnik

Daniel Raggi

Peter Cheng

Grecia Garcia Garcia

Holly Sutherland



UNIVERSITY OF
CAMBRIDGE

Department of Computer
Science and Technology

Automating representation change across domains for reasoning

Aaron Stockdill

Mateja Jamnik *

Daniel Raggi

Peter Cheng

Grecia Garcia Garcia

Holly Sutherland






It looks like you're trying
to do something.

Would you like me to make
an unhelpful suggestion?

Yes

No



AK663 | fx

	A	B	C	D	E	F	G	H	I	J	K	L	M	N	O	P
1	Segment	Country	Product	Discount Band	Units Sold	Manufacturin	Sale Price	Gross Sales	Discounts	Sales	COGS	Profit	Date	Month Number	Month Name	Year
2	Government	Canada	Carretera	None	1618.5	\$ 3.00	\$ 20.00	\$ 32,370.00	\$ -	\$ 32,370.00	\$ 16,185.00	\$ 16,185.00	01/01/2014	1	January	2014
3	Government	Germany	Carretera	None	1321	\$ 3.00	\$ 20.00	\$ 26,420.00	\$ -	\$ 26,420.00	\$ 13,210.00	\$ 13,210.00	01/01/2014	1	January	2014
4	Midmarket	France	Carretera	None	2178	\$ 3.00	\$ 15.00	\$ 32,670.00	\$ -	\$ 32,670.00	\$ 21,780.00	\$ 10,890.00	01/06/2014	6	June	2014
5	Midmarket	Germany	Carretera	None	888	\$ 3.00	\$ 15.00	\$ 13,320.00	\$ -	\$ 13,320.00	\$ 8,880.00	\$ 4,440.00	01/06/2014	6	June	2014
6	Midmarket	Mexico	Carretera	None	2470	\$ 3.00	\$ 15.00	\$ 37,050.00	\$ -	\$ 37,050.00	\$ 24,700.00	\$ 12,350.00	01/06/2014	6	June	2014
7	Government	Germany	Carretera	None	1513	\$ 3.00	\$ 350.00	\$ 529,550.00	\$ -	\$ 529,550.00	\$ 393,380.00	\$ 136,170.00	01/12/2014	12	December	2014
8	Midmarket	Germany	Montana	None	921	\$ 5.00	\$ 15.00	\$ 13,815.00	\$ -	\$ 13,815.00	\$ 9,210.00	\$ 4,605.00	01/03/2014	3	March	2014
9	Channel Partners	Canada	Montana	None	2518	\$ 5.00	\$ 12.00	\$ 30,216.00	\$ -	\$ 30,216.00	\$ 7,554.00	\$ 22,662.00	01/06/2014	6	June	2014
10	Government	France	Montana	None	1899	\$ 5.00	\$ 20.00	\$ 37,980.00	\$ -	\$ 37,980.00	\$ 18,990.00	\$ 18,990.00	01/06/2014	6	June	2014
11	Channel Partners	Germany	Montana	None	1545	\$ 5.00	\$ 12.00	\$ 18,540.00	\$ -	\$ 18,540.00	\$ 4,635.00	\$ 13,905.00	01/06/2014	6	June	2014
12	Midmarket	Mexico	Montana	None	2470	\$ 5.00	\$ 15.00	\$ 37,050.00	\$ -	\$ 37,050.00	\$ 24,700.00	\$ 12,350.00	01/06/2014	6	June	2014
13	Enterprise	Canada	Montana	None	2665.5	\$ 5.00	\$ 125.00	\$ 333,187.50	\$ -	\$ 333,187.50	\$ 319,860.00	\$ 13,327.50	01/07/2014	7	July	2014
14	Small Business	Mexico	Montana	None	958	\$ 5.00	\$ 300.00	\$ 287,400.00	\$ -	\$ 287,400.00	\$ 239,500.00	\$ 47,900.00	01/08/2014	8	August	2014
15	Government	Germany	Montana	None	2146	\$ 5.00	\$ 7.00	\$ 15,022.00	\$ -	\$ 15,022.00	\$ 10,730.00	\$ 4,292.00	01/09/2014	9	September	2014
16	Enterprise	Canada	Montana	None	345	\$ 5.00	\$ 125.00	\$ 43,125.00	\$ -	\$ 43,125.00	\$ 41,400.00	\$ 1,725.00	01/10/2013	10	October	2013
17	Midmarket	United States of America	Montana	None	615	\$ 5.00	\$ 15.00	\$ 9,225.00	\$ -	\$ 9,225.00	\$ 6,150.00	\$ 3,075.00	01/12/2014	12	December	2014
18	Government	Canada	Paseo	None	292	\$ 10.00	\$ 20.00	\$ 5,840.00	\$ -	\$ 5,840.00	\$ 2,920.00	\$ 2,920.00	01/02/2014	2	February	2014
19	Midmarket	Mexico	Paseo	None	974	\$ 10.00	\$ 15.00	\$ 14,610.00	\$ -	\$ 14,610.00	\$ 9,740.00	\$ 4,870.00	01/02/2014	2	February	2014
20	Channel Partners	Canada	Paseo	None	2518	\$ 10.00	\$ 12.00	\$ 30,216.00	\$ -	\$ 30,216.00	\$ 7,554.00	\$ 22,662.00	01/06/2014	6	June	2014
21	Government	Germany	Paseo	None	1006	\$ 10.00	\$ 350.00	\$ 352,100.00	\$ -	\$ 352,100.00	\$ 261,560.00	\$ 90,540.00	01/06/2014	6	June	2014
22	Channel Partners	Germany	Paseo	None	367	\$ 10.00	\$ 12.00	\$ 4,404.00	\$ -	\$ 4,404.00	\$ 1,101.00	\$ 3,303.00	01/07/2014	7	July	2014
23	Government	Mexico	Paseo	None	883	\$ 10.00	\$ 7.00	\$ 6,181.00	\$ -	\$ 6,181.00	\$ 4,415.00	\$ 1,766.00	01/08/2014	8	August	2014
24	Midmarket	France	Paseo	None	549	\$ 10.00	\$ 15.00	\$ 8,235.00	\$ -	\$ 8,235.00	\$ 5,490.00	\$ 2,745.00	01/09/2013	9	September	2013
25	Small Business	Mexico	Paseo	None	788	\$ 10.00	\$ 300.00	\$ 236,400.00	\$ -	\$ 236,400.00	\$ 197,000.00	\$ 39,400.00	01/09/2013	9	September	2013
26	Midmarket	Mexico	Paseo	None	2472	\$ 10.00	\$ 15.00	\$ 37,080.00	\$ -	\$ 37,080.00	\$ 24,720.00	\$ 12,360.00	01/09/2014	9	September	2014
27	Government	United States of America	Paseo	None	1143	\$ 10.00	\$ 7.00	\$ 8,001.00	\$ -	\$ 8,001.00	\$ 5,715.00	\$ 2,286.00	01/10/2014	10	October	2014
28	Government	Canada	Paseo	None	1725	\$ 10.00	\$ 350.00	\$ 603,750.00	\$ -	\$ 603,750.00	\$ 448,500.00	\$ 155,250.00	01/11/2013	11	November	2013
29	Channel Partners	United States of America	Paseo	None	912	\$ 10.00	\$ 12.00	\$ 10,944.00	\$ -	\$ 10,944.00	\$ 2,736.00	\$ 8,208.00	01/11/2013	11	November	2013
30	Midmarket	Canada	Paseo	None	2152	\$ 10.00	\$ 15.00	\$ 32,280.00	\$ -	\$ 32,280.00	\$ 21,520.00	\$ 10,760.00	01/12/2013	12	December	2013
31	Government	Canada	Paseo	None	1817	\$ 10.00	\$ 20.00	\$ 36,340.00	\$ -	\$ 36,340.00	\$ 18,170.00	\$ 18,170.00	01/12/2014	12	December	2014
32	Government	Germany	Paseo	None	1513	\$ 10.00	\$ 350.00	\$ 529,550.00	\$ -	\$ 529,550.00	\$ 393,380.00	\$ 136,170.00	01/12/2014	12	December	2014
33	Government	Mexico	Velo	None	1493	\$ 120.00	\$ 7.00	\$ 10,451.00	\$ -	\$ 10,451.00	\$ 7,465.00	\$ 2,986.00	01/01/2014	1	January	2014
34	Enterprise	France	Velo	None	1804	\$ 120.00	\$ 125.00	\$ 225,500.00	\$ -	\$ 225,500.00	\$ 216,480.00	\$ 9,020.00	01/02/2014	2	February	2014
35	Channel Partners	Germany	Velo	None	2161	\$ 120.00	\$ 12.00	\$ 25,932.00	\$ -	\$ 25,932.00	\$ 6,483.00	\$ 19,449.00	01/03/2014	3	March	2014
36	Government	Germany	Velo	None	1006	\$ 120.00	\$ 350.00	\$ 352,100.00	\$ -	\$ 352,100.00	\$ 261,560.00	\$ 90,540.00	01/06/2014	6	June	2014
37	Channel Partners	Germany	Velo	None	1545	\$ 120.00	\$ 12.00	\$ 18,540.00	\$ -	\$ 18,540.00	\$ 4,635.00	\$ 13,905.00	01/06/2014	6	June	2014
38	Enterprise	United States of America	Velo	None	2821	\$ 120.00	\$ 125.00	\$ 352,625.00	\$ -	\$ 352,625.00	\$ 338,520.00	\$ 14,105.00	01/08/2014	8	August	2014
39	Enterprise	Canada	Velo	None	345	\$ 120.00	\$ 125.00	\$ 43,125.00	\$ -	\$ 43,125.00	\$ 41,400.00	\$ 1,725.00	01/10/2013	10	October	2013
40	Small Business	Canada	VTT	None	2001	\$ 250.00	\$ 300.00	\$ 600,300.00	\$ -	\$ 600,300.00	\$ 500,250.00	\$ 100,050.00	01/02/2014	2	February	2014
41	Channel Partners	Germany	VTT	None	2838	\$ 250.00	\$ 12.00	\$ 34,056.00	\$ -	\$ 34,056.00	\$ 8,514.00	\$ 25,542.00	01/04/2014	4	April	2014
42	Midmarket	France	VTT	None	2178	\$ 250.00	\$ 15.00	\$ 32,670.00	\$ -	\$ 32,670.00	\$ 21,780.00	\$ 10,890.00	01/06/2014	6	June	2014
43	Midmarket	Germany	VTT	None	888	\$ 250.00	\$ 15.00	\$ 13,320.00	\$ -	\$ 13,320.00	\$ 8,880.00	\$ 4,440.00	01/06/2014	6	June	2014
44	Government	France	VTT	None	1527	\$ 250.00	\$ 350.00	\$ 534,450.00	\$ -	\$ 534,450.00	\$ 397,020.00	\$ 137,430.00	01/09/2013	9	September	2013
45	Small Business	France	VTT	None	2151	\$ 250.00	\$ 300.00	\$ 645,300.00	\$ -	\$ 645,300.00	\$ 537,750.00	\$ 107,550.00	01/09/2014	9	September	2014
46	Government	Canada	VTT	None	1817	\$ 250.00	\$ 20.00	\$ 36,340.00	\$ -	\$ 36,340.00	\$ 18,170.00	\$ 18,170.00	01/12/2014	12	December	2014
47	Government	France	Amarilla	None	2750	\$ 260.00	\$ 350.00	\$ 962,500.00	\$ -	\$ 962,500.00	\$ 715,000.00	\$ 247,500.00	01/02/2014	2	February	2014
48	Channel Partners	United States of America	Amarilla	None	1953	\$ 260.00	\$ 12.00	\$ 23,436.00	\$ -	\$ 23,436.00	\$ 5,859.00	\$ 17,577.00	01/04/2014	4	April	2014
49	Enterprise	Germany	Amarilla	None	4219.5	\$ 260.00	\$ 125.00	\$ 527,437.50	\$ -	\$ 527,437.50	\$ 506,340.00	\$ 21,097.50	01/04/2014	4	April	2014

Alternatives

Alternatives

Pie chart

Alternatives

Pie chart

Line graph

Alternatives

Pie chart

Line graph

Scatter plot + regression

Alternatives

Pie chart

Line graph

Scatter plot + regression

Box-and-whisker plot

Alternatives

Pie chart

Line graph

Scatter plot + regression

Box-and-whisker plot

Bar graph

Alternatives

Pie chart

Written report

Line graph

Scatter plot + regression

Box-and-whisker plot

Bar graph

Alternatives

Pie chart

Written report

Line graph

Finger painting

Scatter plot + regression

Box-and-whisker plot

Bar graph

Alternatives

Pie chart

Written report

Line graph

Finger painting

Scatter plot + regression

Interpretive dance

Box-and-whisker plot

Bar graph

Alternatives

Pie chart

Line graph

Scatter plot + regression

Box-and-whisker plot

Bar graph

Written report

Finger painting

Interpretive dance

Smoke signals

Alternatives

Pie chart

Line graph

Scatter plot + regression

Box-and-whisker plot

Bar graph

Written report

Finger painting

Interpretive dance

Smoke signals

Pan flute pop-rock album

Why change?

Why change?

Information **hidden/absent/difficult** to extract

Why change?

Information **hidden/absent/difficult** to extract

Representations **encode** information

Why change?

Information **hidden/absent/difficult** to extract

Representations **encode** information

Humans **decode** information

Why change?

Information **hidden/absent/difficult** to extract

Representations **encode** information

Humans **decode** information

Some information is more **important** than others

Useful representations

Useful representations

Make important information **easy to access**

Useful representations

Make important information **easy to access**

Remove or **de-emphasise** unimportant information

Useful representations

Make important information **easy to access**

Remove or **de-emphasise** unimportant information

Simplify information **decoding**

Useful representations

Make important information **easy to access**

Remove or **de-emphasise** unimportant information

Simplify information **decoding**

Provide tools to **infer** new information

Useful representations

Useful representations

Depends on the **problem**

Useful representations

Depends on the **problem**

Depends on the **solver**

Useful representations

Depends on the **problem**

Depends on the **solver**

Depends on the **task**

Useful representations

Depends on the **problem**

Depends on the **solver**

Depends on the **task**

Suggesting options

Suggesting options

Use the **answer...**

Suggesting options

Use the **answer**... but that means we've solved the problem already!

Suggesting options

Use the **answer**... but that means we've solved the problem already!

See what the problem looks like in the **new representation**...

Suggesting options

Use the **answer**... but that means we've solved the problem already!


See what the problem looks like in the **new representation**... but "automatic" translations rarely exist!


Suggesting options



Use the **answer**... but that means we've solved the problem already!

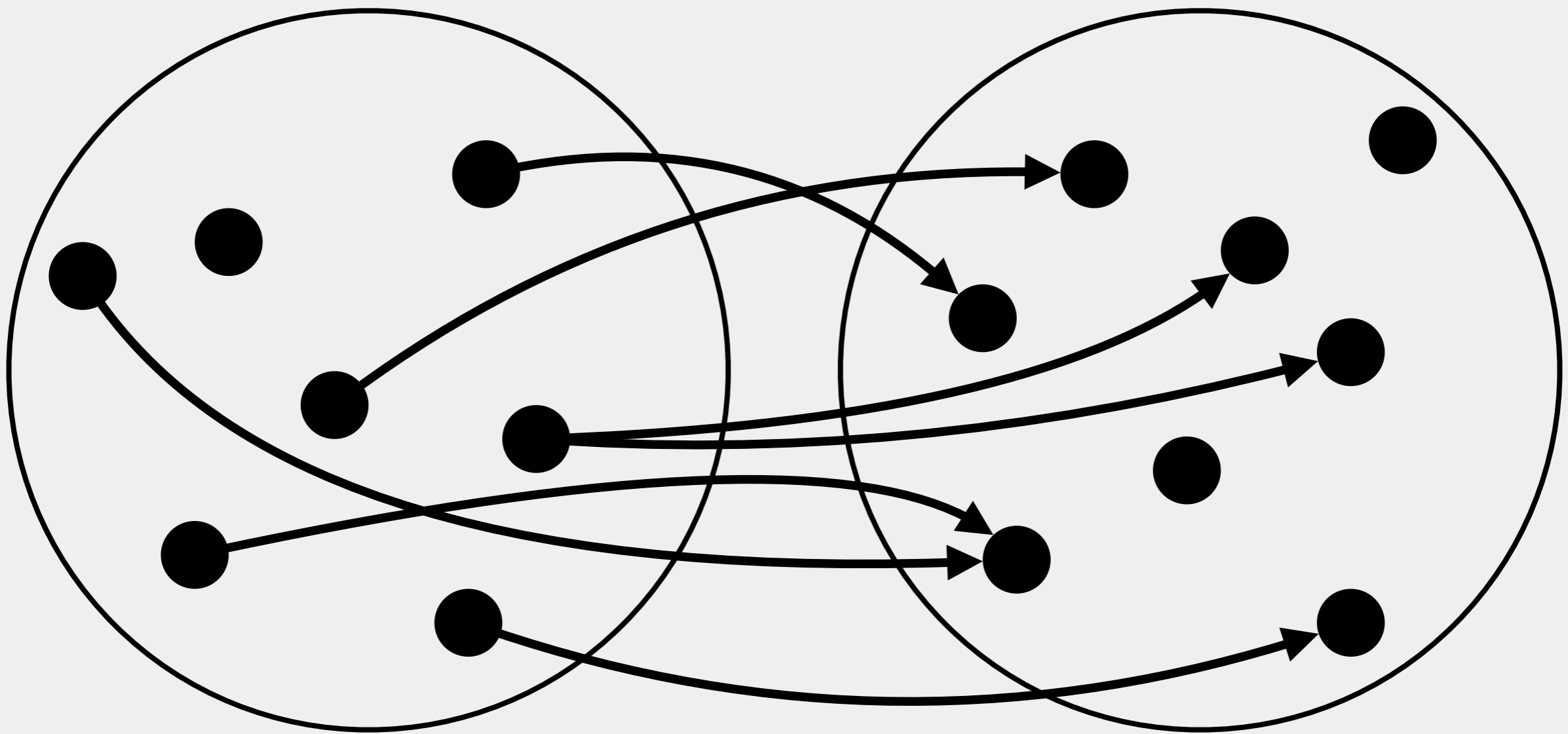
See what the problem looks like in the **new representation**... but "automatic" translations rarely exist!

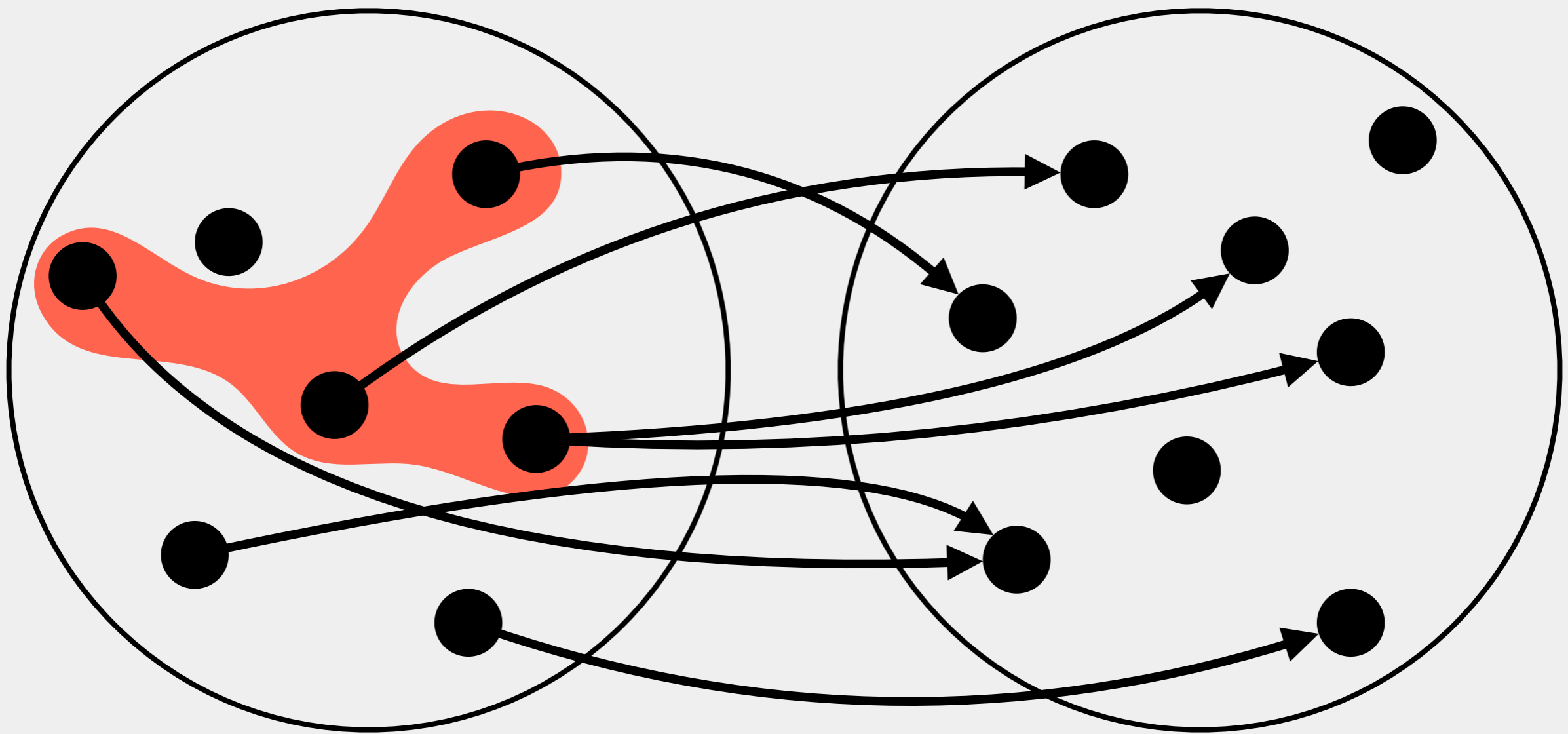
Use **relations** between **properties** to to **predict** what the problem might look like.

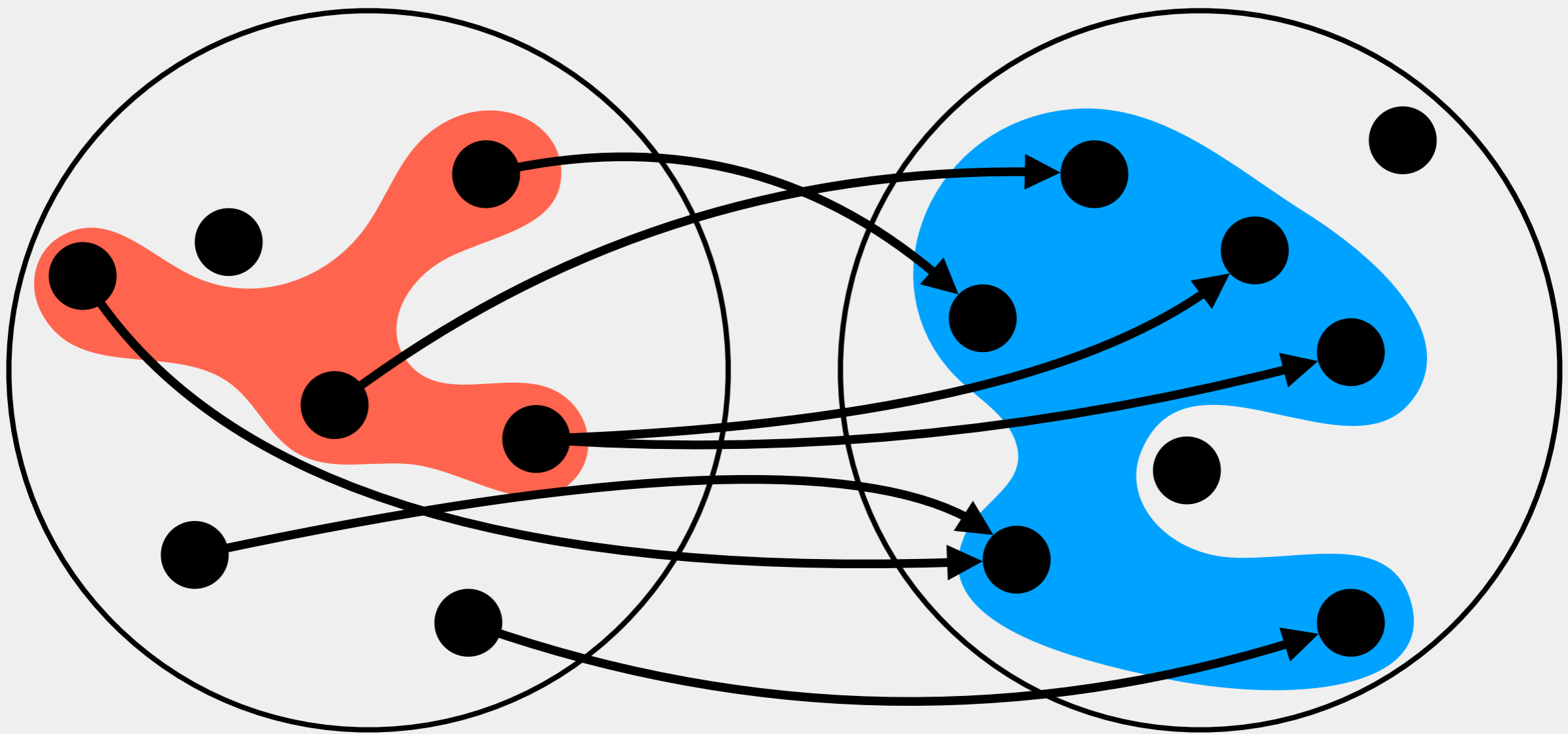












Why does this matter?

Why does this matter?

Advances **artificial meta-cognition**

Why does this matter?

Advances **artificial meta-cognition**

Collaborative problem solving

Why does this matter?

Advances **artificial meta-cognition**

Collaborative problem solving

Explainable AI solutions

Applications

Applications

Engineering

Applications

Engineering

Medicine

Applications

Engineering

Medicine

Case law

Applications


Engineering

Medicine

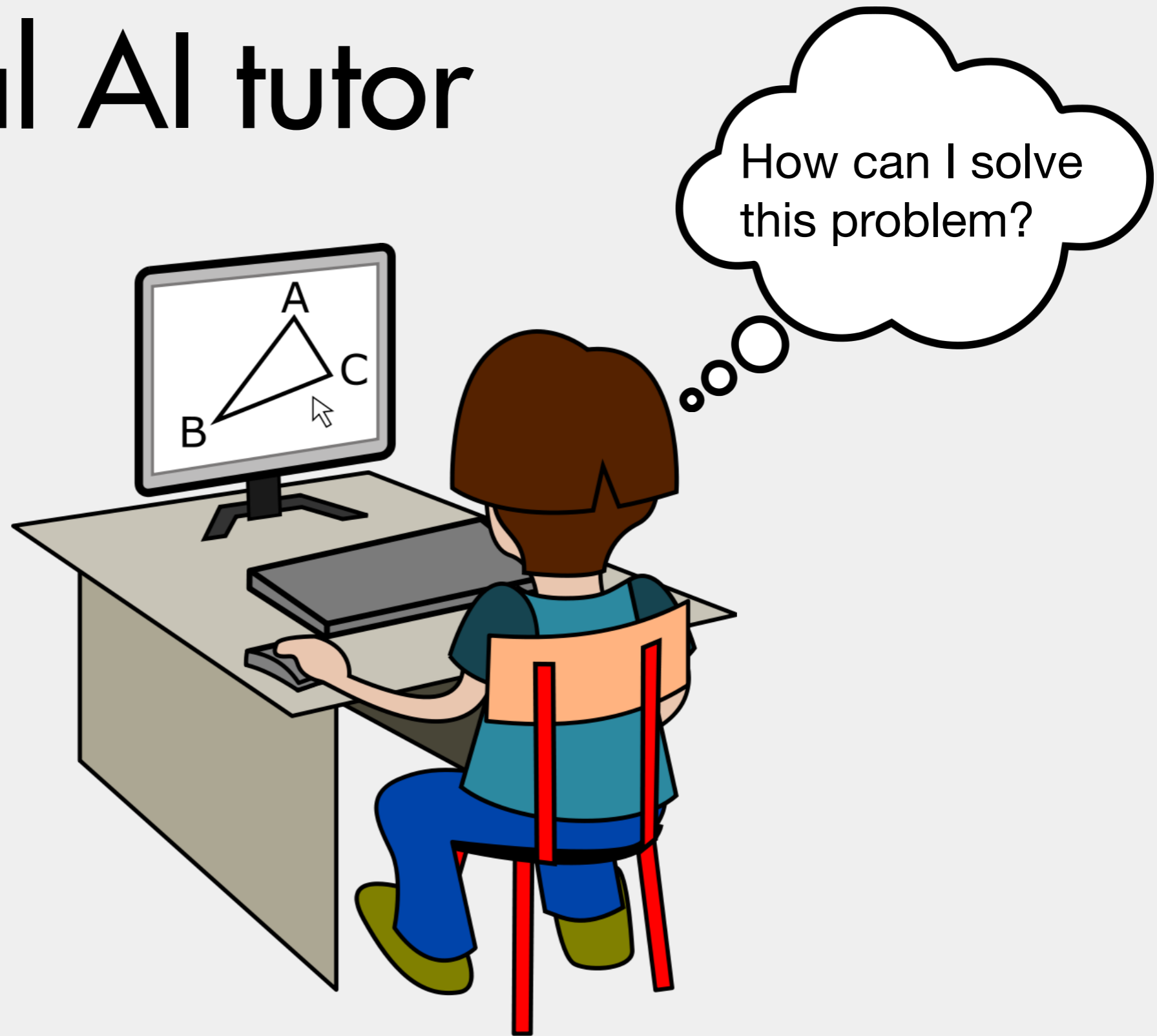
Case law

Education

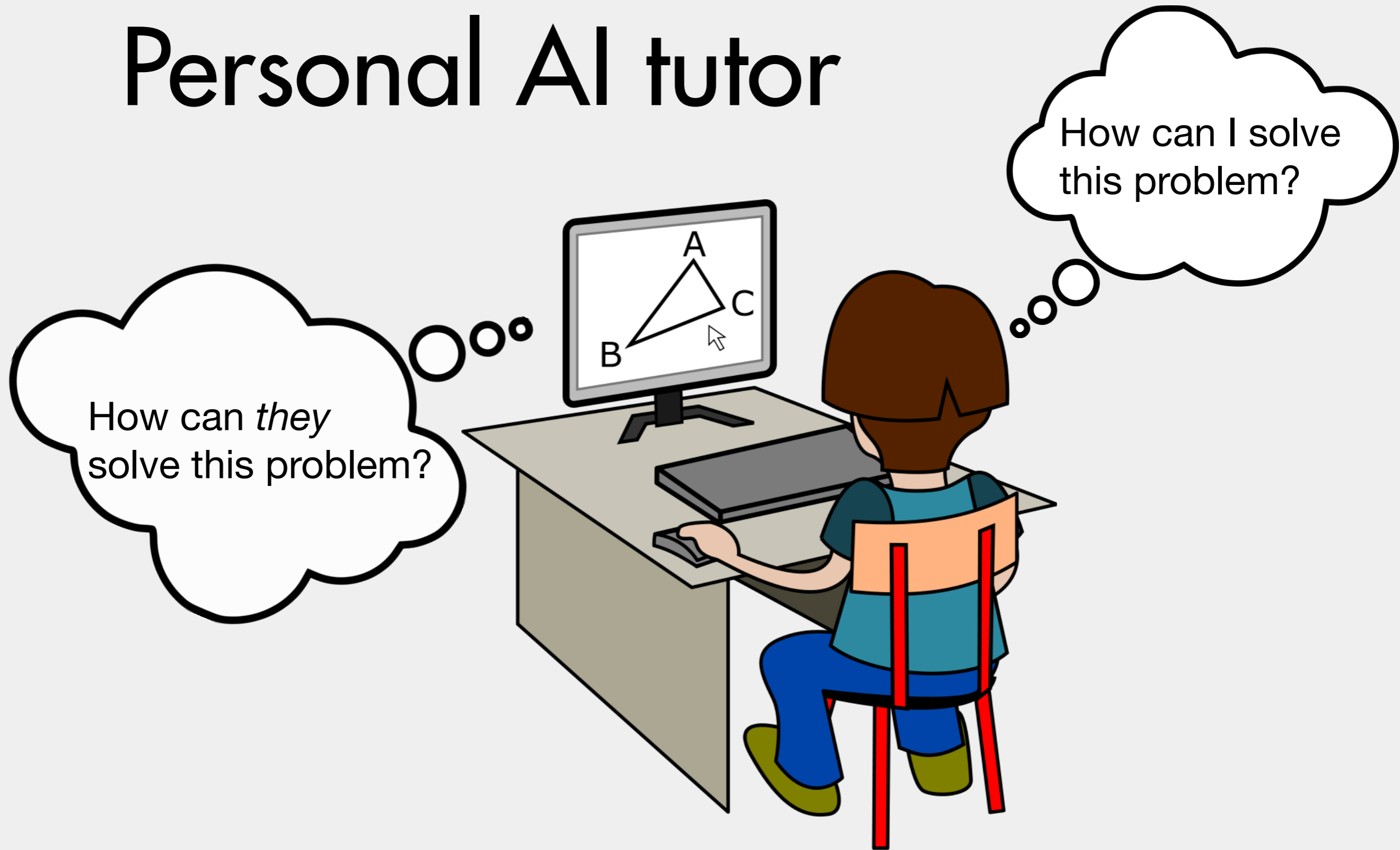
Personal AI tutor



Personal AI tutor



Personal AI tutor



AI is not going to
replace people

AI is not going to
replace people, it's
going to support people



UNIVERSITY OF
CAMBRIDGE

Department of Computer
Science and Technology

Automating representation change across domains for reasoning

Aaron Stockdill

Mateja Jamnik

Daniel Raggi

Peter Cheng

Grecia Garcia Garcia

Holly Sutherland